




Grow Your Business Using EagleView® for Every Job






John Miller of M&K Contracting, used EagleView reports to bid all of his largest roofs (41 squares or more) and had noticed he was more accurately estimating and planning his jobs — resulting in reaching his desired 30% profit margins. He wondered if using EagleView to bid his small and medium roofs would increase his profitability on those jobs.

Business snapshot: EagleView on large jobs only

# jobs bid/year (30% close rate)	Sm. (<20 sq)  400 bid; 120 won	Med. (21-40 sq)  200 bid; 60 won	Lg. (41+ sq)  50 bid; 15 won
Profit per job (30% margin)	\$2,100	\$3,600	\$6,000
Annual profit	\$252,000	\$216,000	\$90,000

Business snapshot: EagleView on ALL jobs

# jobs bid/year (30% close rate)	Sm. (<20 sq)  520 bid; 156 won	Med. (21-40 sq)  260 bid; 78 won	Lg. (41+ sq)  50 bid; 15 won
Profit per job (30% margin)	\$2,100	\$3,600	\$6,000
Annual profit	\$327,600	\$ 280,800	\$90,000

Using EagleView, John was able to spend more time selling, not measuring, resulting in him completing 30% more sales calls. ***This ultimately led to an increase in profitability of \$101,400!***

Profit — EagleView on large jobs only:

\$558,000 Gross profit (\$252,000 + \$216,000 + \$90,000)
 -\$2,500 Less cost of EagleView reports
 (Average distributed cost of \$50/report)

\$555,500 Net Profit

Profit — EagleView on ALL jobs:

\$698,400 Gross profit (\$327,600 + \$280,800 + \$90,000)
 -\$41,500 Less cost of EagleView reports
 (Average distributed cost of \$50/report)

\$656,900 Net Profit

Visit www.eagleview.com/order.aspx or call 866.659.8439 to get started.

